

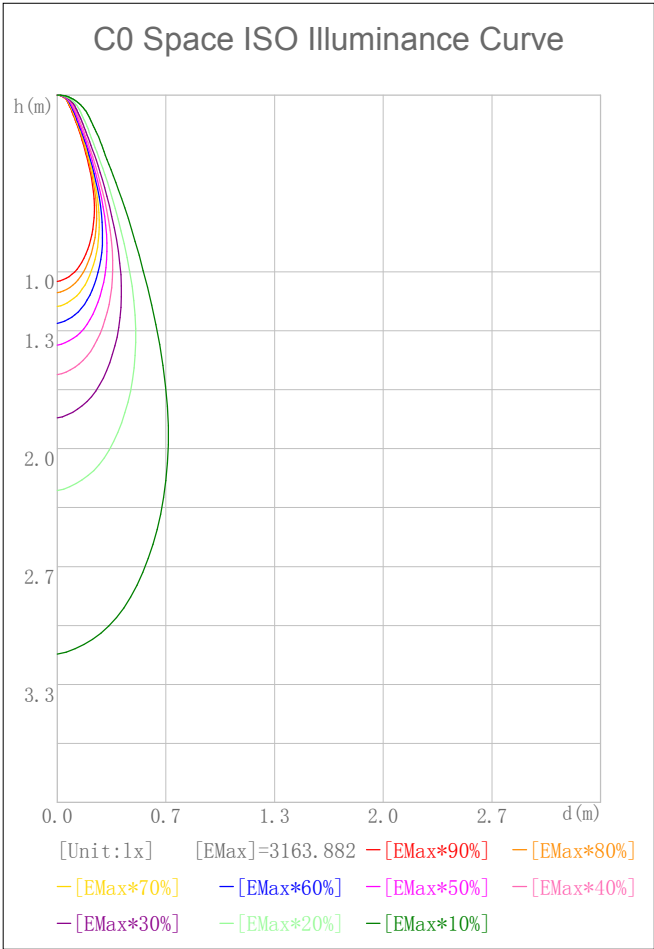
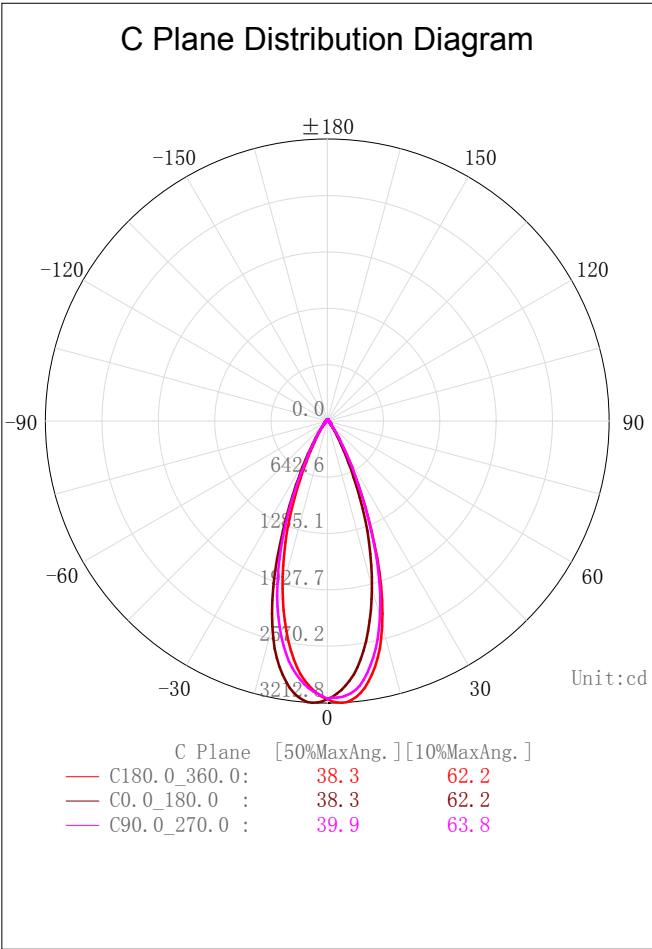
Indoor Luminaire Photometric Data

Description Information

Luminary Name: TR04-20-XX-01 4000K RA90 36D		Lum. Catalog:	Test ID: QIU MEI
Lamp Name:		Lamp Catalog: LED	Test Date: 2019/09/06
Manufacture: Shenzhen Norming Lighting Co., Ltd		Shld.Ang(°):	Test Machine:GON-2000
Test Lab: Quality Department		Frequency(Hz):	Lamp CCT(K): Ra:
Lum.Size(W*L*H):0.060m*0.060m*0.250m		Lum.Area(m2):0.019	Lum.W(kg): 0.000
Test System: C, γ	Test Step: C=90.0 γ=1.0	Temp.(°C): 25	Humidity(%): 50.0

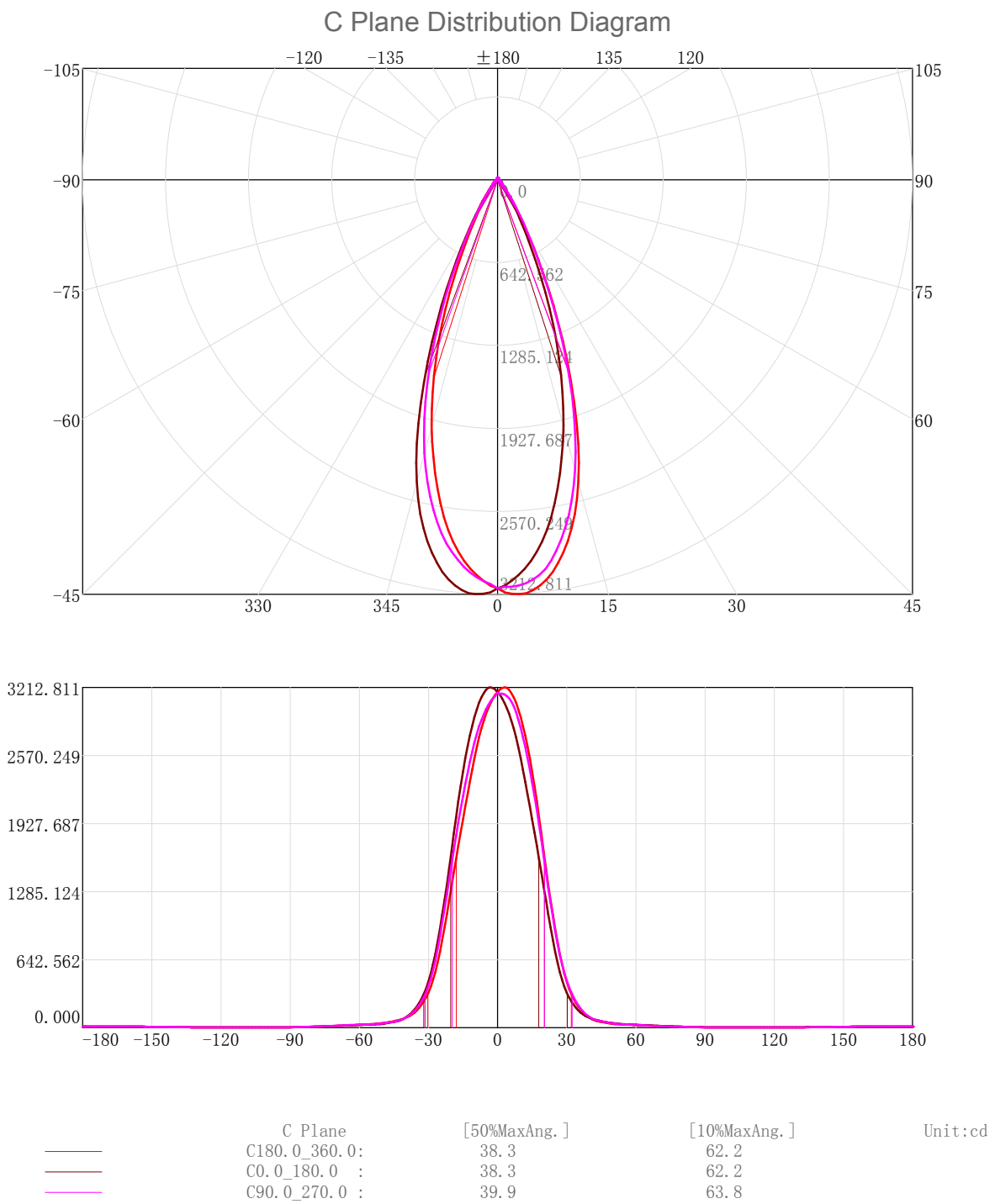
Character Parameter

Lamp Speciality Parameter		Luminaire Speciality Parameter	
Rated Flux(lm): 1582.540	Luminary Flux(lm): 1582.542	Field Angle(10%Imax): 62.2(°)	
Rated Power(W):	Luminary Efficiency: 100.00%	Down Lumens&Percent: 1541.802lm 97.43%	
Rated Voltage(V):	Luminary EER(lm/W): 78.655	Up Lumens&Percent: 40.740lm 2.57%	
Tested Power(W): 20.120	Max. Candela(cd): 3212.811	S/MH: C0_a180=0.635 C90_270=0.655	
Lamps' Inside: 1	Max Cand@Ang.(°): C=180.0 γ=3.0	CIE Type: Semi-Direct	
Tested Electrics(V, A, pf):240.0, 0.085, 0.978		ErP Φuse(90°): 1471.137lm	
Lamp Size(W*L*H):0.060m*0.060m*0.250m		IRF(%): 468.211	
		Beam Angle(50%Imax): 38.3(°)	
		Left=-17.9°, Right=20.4°	



2D Plane Light Intensity Distribution Curve

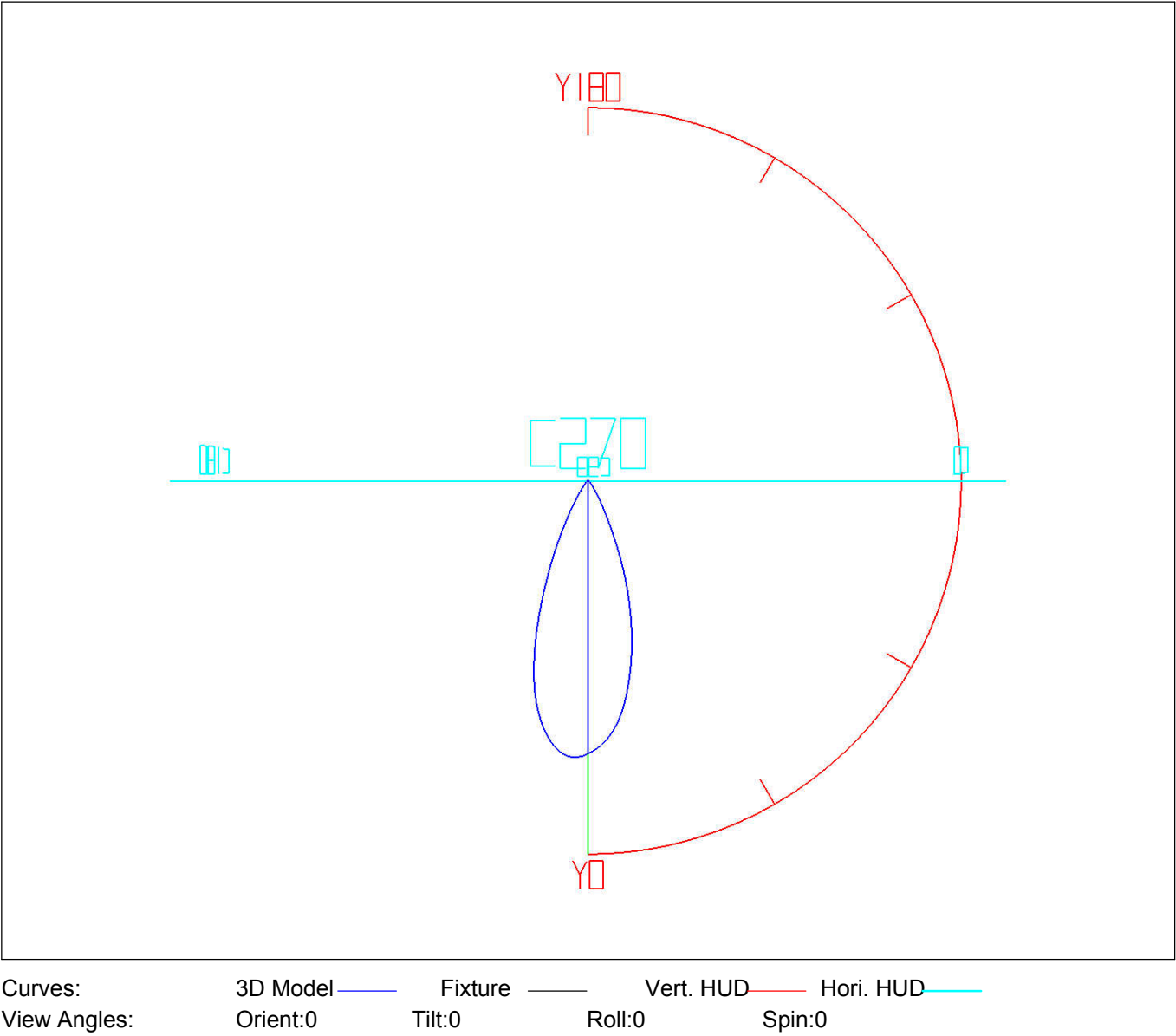
Lum. Name:TR04-20-XX-01 4000K RA90 36D	Lum. Catelog:	Test ID:QIU MEI
Lamp Name:	Lamp Catelog:LED	Test Lab:Quality Department
Manufacture:Shenzhen Norming Lighting Co., Ltd	Test Machine:GON-2000	Test Date:2019/09/06



3D Light Intensity Distribution Modal

Lum. Name:TR04-20-XX-01 4000K RA90 36D	Lum. Catelog:	Test ID:QIU MEI
Lamp Name:	Lamp Catelog:LED	Test Lab:Quality Department
Manufacture:Shenzhen Norming Lighting Co., Ltd	Test Machine:GON-2000	Test Date:2019/09/06

3D Light Intensity Distribution Modal



Photometric Filename:TR04-20-XX-01 4000K RA90 36D.IES

Zonal Flux Tabulation

Zone(γ)	Zone Flux (1m)	Sums Flux (1m)	Zone%Lamp	Sums%Lamp	Zone(γ)	Zone Flux (1m)	Sums Flux (1m)	Zone%Lamp	Sums%Lamp
0.0-1.0	3.02	3.02	0.19	0.19	47.0-48.0	4.09	1454.67	0.26	91.92
1.0-2.0	9.04	12.07	0.57	0.76	48.0-49.0	3.85	1458.52	0.24	92.16
2.0-3.0	15.00	27.07	0.95	1.71	49.0-50.0	3.64	1462.15	0.23	92.39
3.0-4.0	20.85	47.92	1.32	3.03	50.0-51.0	3.47	1465.63	0.22	92.61
4.0-5.0	26.54	74.46	1.68	4.71	51.0-52.0	3.35	1468.97	0.21	92.82
5.0-6.0	32.02	106.48	2.02	6.73	52.0-53.0	3.24	1472.21	0.20	93.03
6.0-7.0	37.22	143.70	2.35	9.08	53.0-54.0	3.14	1475.35	0.20	93.23
7.0-8.0	42.08	185.77	2.66	11.74	54.0-55.0	3.06	1478.41	0.19	93.42
8.0-9.0	46.53	232.31	2.94	14.68	55.0-56.0	2.99	1481.40	0.19	93.61
9.0-10.0	50.54	282.85	3.19	17.87	56.0-57.0	2.93	1484.33	0.19	93.79
10.0-11.0	54.06	336.91	3.42	21.29	57.0-58.0	2.88	1487.21	0.18	93.98
11.0-12.0	57.07	393.98	3.61	24.90	58.0-59.0	2.83	1490.04	0.18	94.15
12.0-13.0	59.54	453.52	3.76	28.66	59.0-60.0	2.77	1492.81	0.18	94.33
13.0-14.0	61.44	514.96	3.88	32.54	60.0-61.0	2.71	1495.52	0.17	94.50
14.0-15.0	62.71	577.67	3.96	36.50	61.0-62.0	2.65	1498.18	0.17	94.67
15.0-16.0	63.32	640.99	4.00	40.50	62.0-63.0	2.59	1500.76	0.16	94.83
16.0-17.0	63.24	704.23	4.00	44.50	63.0-64.0	2.52	1503.28	0.16	94.99
17.0-18.0	62.48	766.71	3.95	48.45	64.0-65.0	2.44	1505.72	0.15	95.15
18.0-19.0	61.05	827.76	3.86	52.31	65.0-66.0	2.35	1508.07	0.15	95.29
19.0-20.0	58.99	886.75	3.73	56.03	66.0-67.0	2.27	1510.34	0.14	95.44
20.0-21.0	56.34	943.09	3.56	59.59	67.0-68.0	2.19	1512.53	0.14	95.58
21.0-22.0	53.17	996.26	3.36	62.95	68.0-69.0	2.10	1514.63	0.13	95.71
22.0-23.0	49.61	1045.87	3.13	66.09	69.0-70.0	2.02	1516.66	0.13	95.84
23.0-24.0	45.77	1091.64	2.89	68.98	70.0-71.0	1.94	1518.60	0.12	95.96
24.0-25.0	41.74	1133.38	2.64	71.62	71.0-72.0	1.86	1520.46	0.12	96.08
25.0-26.0	37.67	1171.05	2.38	74.00	72.0-73.0	1.78	1522.24	0.11	96.19
26.0-27.0	33.72	1204.76	2.13	76.13	73.0-74.0	1.70	1523.95	0.11	96.30
27.0-28.0	30.01	1234.77	1.90	78.02	74.0-75.0	1.63	1525.57	0.10	96.40
28.0-29.0	26.63	1261.40	1.68	79.71	75.0-76.0	1.55	1527.13	0.10	96.50
29.0-30.0	23.59	1284.99	1.49	81.20	76.0-77.0	1.48	1528.61	0.09	96.59
30.0-31.0	20.88	1305.87	1.32	82.52	77.0-78.0	1.41	1530.01	0.09	96.68
31.0-32.0	18.50	1324.38	1.17	83.69	78.0-79.0	1.33	1531.35	0.08	96.77
32.0-33.0	16.38	1340.76	1.04	84.72	79.0-80.0	1.27	1532.61	0.08	96.85
33.0-34.0	14.50	1355.26	0.92	85.64	80.0-81.0	1.20	1533.81	0.08	96.92
34.0-35.0	12.86	1368.11	0.81	86.45	81.0-82.0	1.13	1534.94	0.07	96.99
35.0-36.0	11.41	1379.52	0.72	87.17	82.0-83.0	1.07	1536.00	0.07	97.06
36.0-37.0	10.13	1389.66	0.64	87.81	83.0-84.0	1.00	1537.01	0.06	97.12
37.0-38.0	9.00	1398.66	0.57	88.38	84.0-85.0	0.94	1537.95	0.06	97.18
38.0-39.0	8.02	1406.68	0.51	88.89	85.0-86.0	0.88	1538.83	0.06	97.24
39.0-40.0	7.18	1413.86	0.45	89.34	86.0-87.0	0.82	1539.65	0.05	97.29
40.0-41.0	6.47	1420.33	0.41	89.75	87.0-88.0	0.77	1540.41	0.05	97.34
41.0-42.0	5.91	1426.24	0.37	90.12	88.0-89.0	0.71	1541.13	0.05	97.38
42.0-43.0	5.47	1431.71	0.35	90.47	89.0-90.0	0.68	1541.80	0.04	97.43
43.0-44.0	5.12	1436.83	0.32	90.79	90.0-91.0	0.66	1542.46	0.04	97.47
44.0-45.0	4.83	1441.66	0.31	91.10	91.0-92.0	0.64	1543.10	0.04	97.51
45.0-46.0	4.58	1446.24	0.29	91.39	92.0-93.0	0.63	1543.72	0.04	97.55
46.0-47.0	4.34	1450.58	0.27	91.66	93.0-94.0	0.61	1544.34	0.04	97.59

IES Indoor Report

Photometric Filename:TR04-20-XX-01 4000K RA90 36D.IES

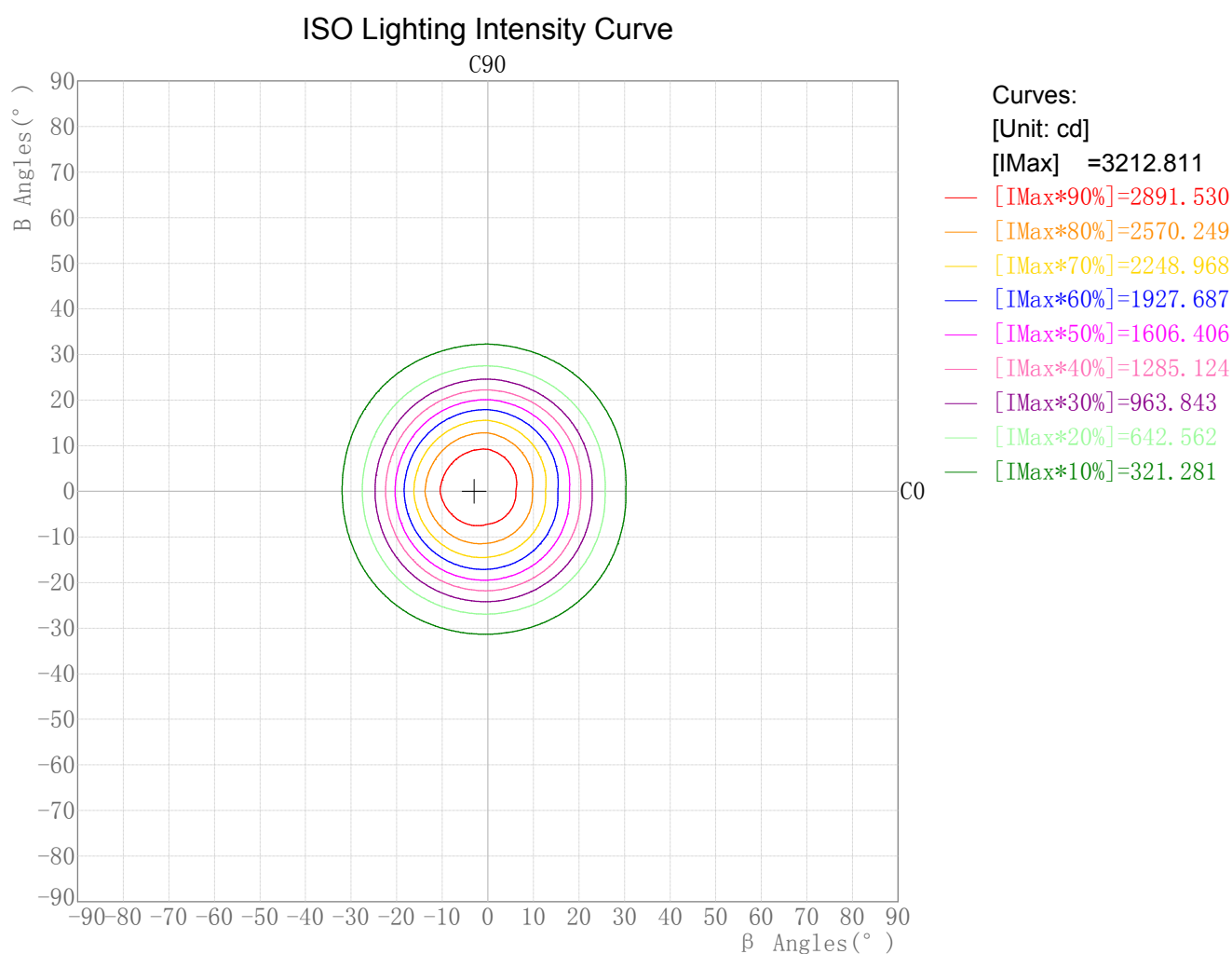
Zonal Flux Tabulation - (Cont.)

Zone (γ)	Zone Flux (lm)	Sums Flux (lm)	Zone%Lamp	Sums%Lamp	Zone (γ)	Zone Flux (lm)	Sums Flux (lm)	Zone%Lamp	Sums%Lamp
94. 0-95. 0	0. 60	1544. 94	0. 04	97. 62	141. 0-142. 0	0. 57	1567. 70	0. 04	99. 06
95. 0-96. 0	0. 59	1545. 52	0. 04	97. 66	142. 0-143. 0	0. 57	1568. 27	0. 04	99. 10
96. 0-97. 0	0. 58	1546. 10	0. 04	97. 70	143. 0-144. 0	0. 58	1568. 85	0. 04	99. 14
97. 0-98. 0	0. 56	1546. 67	0. 04	97. 73	144. 0-145. 0	0. 58	1569. 43	0. 04	99. 17
98. 0-99. 0	0. 55	1547. 22	0. 03	97. 77	145. 0-146. 0	0. 58	1570. 02	0. 04	99. 21
99. 0-100. 0	0. 54	1547. 76	0. 03	97. 80	146. 0-147. 0	0. 58	1570. 60	0. 04	99. 25
100. 0-101. 0	0. 53	1548. 29	0. 03	97. 84	147. 0-148. 0	0. 59	1571. 19	0. 04	99. 28
101. 0-102. 0	0. 52	1548. 82	0. 03	97. 87	148. 0-149. 0	0. 58	1571. 77	0. 04	99. 32
102. 0-103. 0	0. 51	1549. 33	0. 03	97. 90	149. 0-150. 0	0. 58	1572. 35	0. 04	99. 36
103. 0-104. 0	0. 50	1549. 83	0. 03	97. 93	150. 0-151. 0	0. 58	1572. 93	0. 04	99. 39
104. 0-105. 0	0. 49	1550. 33	0. 03	97. 96	151. 0-152. 0	0. 57	1573. 50	0. 04	99. 43
105. 0-106. 0	0. 49	1550. 81	0. 03	98. 00	152. 0-153. 0	0. 56	1574. 06	0. 04	99. 46
106. 0-107. 0	0. 48	1551. 29	0. 03	98. 03	153. 0-154. 0	0. 56	1574. 62	0. 04	99. 50
107. 0-108. 0	0. 47	1551. 76	0. 03	98. 06	154. 0-155. 0	0. 55	1575. 16	0. 03	99. 53
108. 0-109. 0	0. 46	1552. 22	0. 03	98. 08	155. 0-156. 0	0. 53	1575. 70	0. 03	99. 57
109. 0-110. 0	0. 46	1552. 68	0. 03	98. 11	156. 0-157. 0	0. 52	1576. 22	0. 03	99. 60
110. 0-111. 0	0. 45	1553. 13	0. 03	98. 14	157. 0-158. 0	0. 51	1576. 73	0. 03	99. 63
111. 0-112. 0	0. 44	1553. 58	0. 03	98. 17	158. 0-159. 0	0. 49	1577. 22	0. 03	99. 66
112. 0-113. 0	0. 44	1554. 01	0. 03	98. 20	159. 0-160. 0	0. 47	1577. 69	0. 03	99. 69
113. 0-114. 0	0. 43	1554. 45	0. 03	98. 22	160. 0-161. 0	0. 46	1578. 15	0. 03	99. 72
114. 0-115. 0	0. 43	1554. 88	0. 03	98. 25	161. 0-162. 0	0. 44	1578. 58	0. 03	99. 75
115. 0-116. 0	0. 43	1555. 31	0. 03	98. 28	162. 0-163. 0	0. 42	1579. 00	0. 03	99. 78
116. 0-117. 0	0. 43	1555. 73	0. 03	98. 31	163. 0-164. 0	0. 40	1579. 39	0. 02	99. 80
117. 0-118. 0	0. 42	1556. 16	0. 03	98. 33	164. 0-165. 0	0. 37	1579. 77	0. 02	99. 82
118. 0-119. 0	0. 42	1556. 58	0. 03	98. 36	165. 0-166. 0	0. 35	1580. 12	0. 02	99. 85
119. 0-120. 0	0. 42	1557. 00	0. 03	98. 39	166. 0-167. 0	0. 33	1580. 45	0. 02	99. 87
120. 0-121. 0	0. 42	1557. 43	0. 03	98. 41	167. 0-168. 0	0. 31	1580. 75	0. 02	99. 89
121. 0-122. 0	0. 43	1557. 85	0. 03	98. 44	168. 0-169. 0	0. 28	1581. 04	0. 02	99. 90
122. 0-123. 0	0. 43	1558. 28	0. 03	98. 47	169. 0-170. 0	0. 26	1581. 29	0. 02	99. 92
123. 0-124. 0	0. 43	1558. 71	0. 03	98. 49	170. 0-171. 0	0. 23	1581. 53	0. 01	99. 94
124. 0-125. 0	0. 44	1559. 15	0. 03	98. 52	171. 0-172. 0	0. 21	1581. 74	0. 01	99. 95
125. 0-126. 0	0. 44	1559. 59	0. 03	98. 55	172. 0-173. 0	0. 19	1581. 93	0. 01	99. 96
126. 0-127. 0	0. 45	1560. 03	0. 03	98. 58	173. 0-174. 0	0. 16	1582. 09	0. 01	99. 97
127. 0-128. 0	0. 45	1560. 49	0. 03	98. 61	174. 0-175. 0	0. 14	1582. 23	0. 01	99. 98
128. 0-129. 0	0. 46	1560. 95	0. 03	98. 64	175. 0-176. 0	0. 11	1582. 34	0. 01	99. 99
129. 0-130. 0	0. 47	1561. 41	0. 03	98. 66	176. 0-177. 0	0. 09	1582. 43	0. 01	99. 99
130. 0-131. 0	0. 48	1561. 89	0. 03	98. 70	177. 0-178. 0	0. 06	1582. 49	0. 00	100. 00
131. 0-132. 0	0. 48	1562. 37	0. 03	98. 73	178. 0-179. 0	0. 04	1582. 53	0. 00	100. 00
132. 0-133. 0	0. 49	1562. 87	0. 03	98. 76	179. 0-180. 0	0. 01	1582. 54	0. 00	100. 00
133. 0-134. 0	0. 50	1563. 37	0. 03	98. 79					
134. 0-135. 0	0. 51	1563. 88	0. 03	98. 82					
135. 0-136. 0	0. 52	1564. 40	0. 03	98. 85					
136. 0-137. 0	0. 53	1564. 93	0. 03	98. 89					
137. 0-138. 0	0. 54	1565. 47	0. 03	98. 92					
138. 0-139. 0	0. 55	1566. 02	0. 03	98. 96					
139. 0-140. 0	0. 55	1566. 57	0. 04	98. 99					
140. 0-141. 0	0. 56	1567. 13	0. 04	99. 03					

Photometric Filename:TR04-20-XX-01 4000K RA90 36D.IES

Rectangle ISO Lighting Intensity Diagram

Lum. Name: TR04-20-XX-01 4000K RA90 36D	Lum. Catelog:	Test ID: QIU MEI
Lamp Name:	Lamp Catalog: LED	Test Lab: Quality Department
Manufacture: Shenzhen Norming Lighting Co., Ltd	Test Machine:GON-2000	Test Date: 2019/09/06



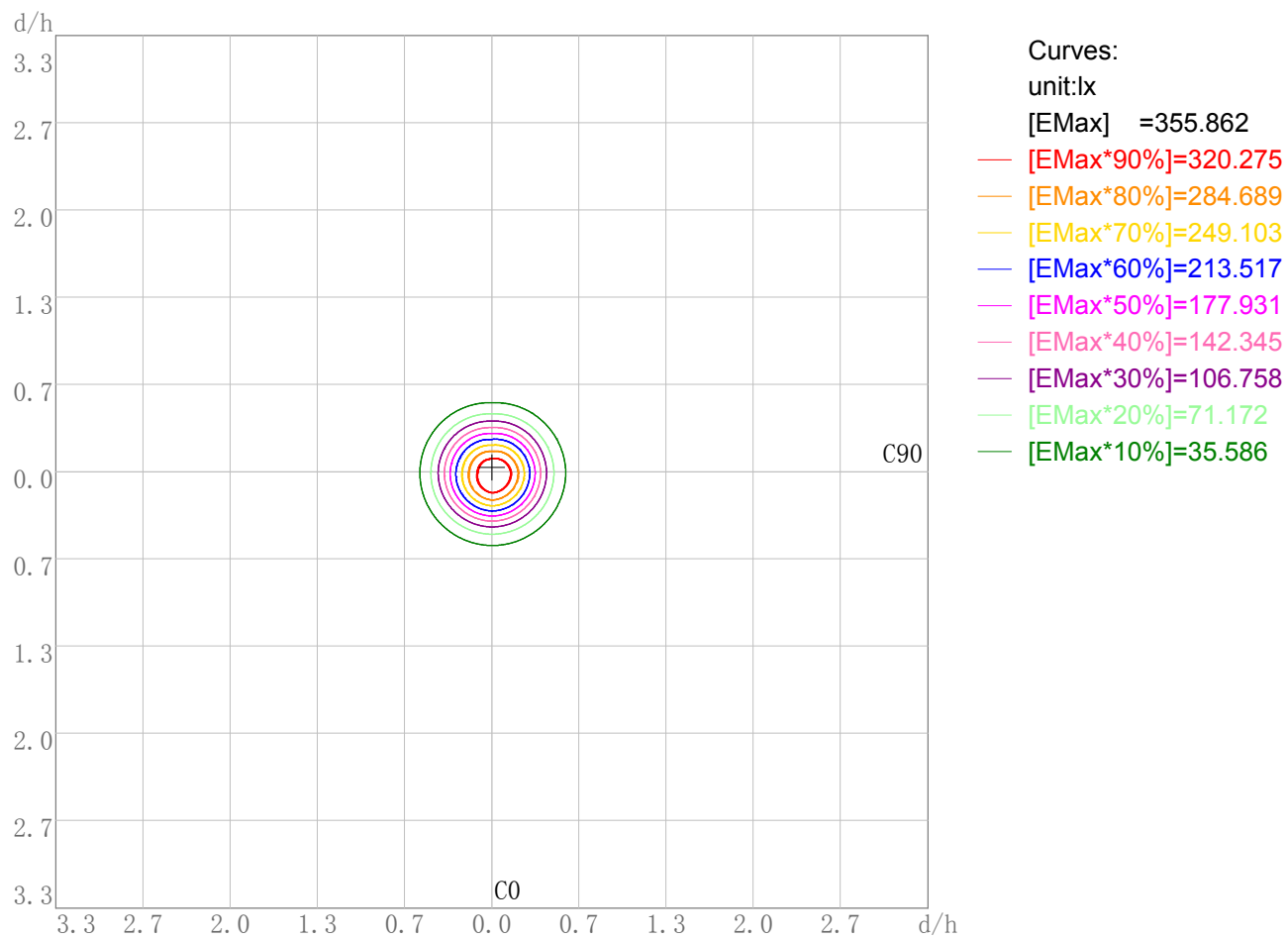
Maximum Light Intensity(cd): 3212.81

Maximum Cand.@Angle: H=-3.0°,V=0.0°

Plane ISO-Illuminance Diagram

Lum. Name:TR04-20-XX-01 4000K RA90 36D	Lum. Catelog:	Test ID:QIU MEI
Lamp Name:	Lamp Catelog:LED	Test Lab:Quality Department
Manufacture:Shenzhen Norming Lighting Co., Ltd	Test Machine:GON-2000	Test Date:2019/09/06

Plane ISO-Illuminance Curve

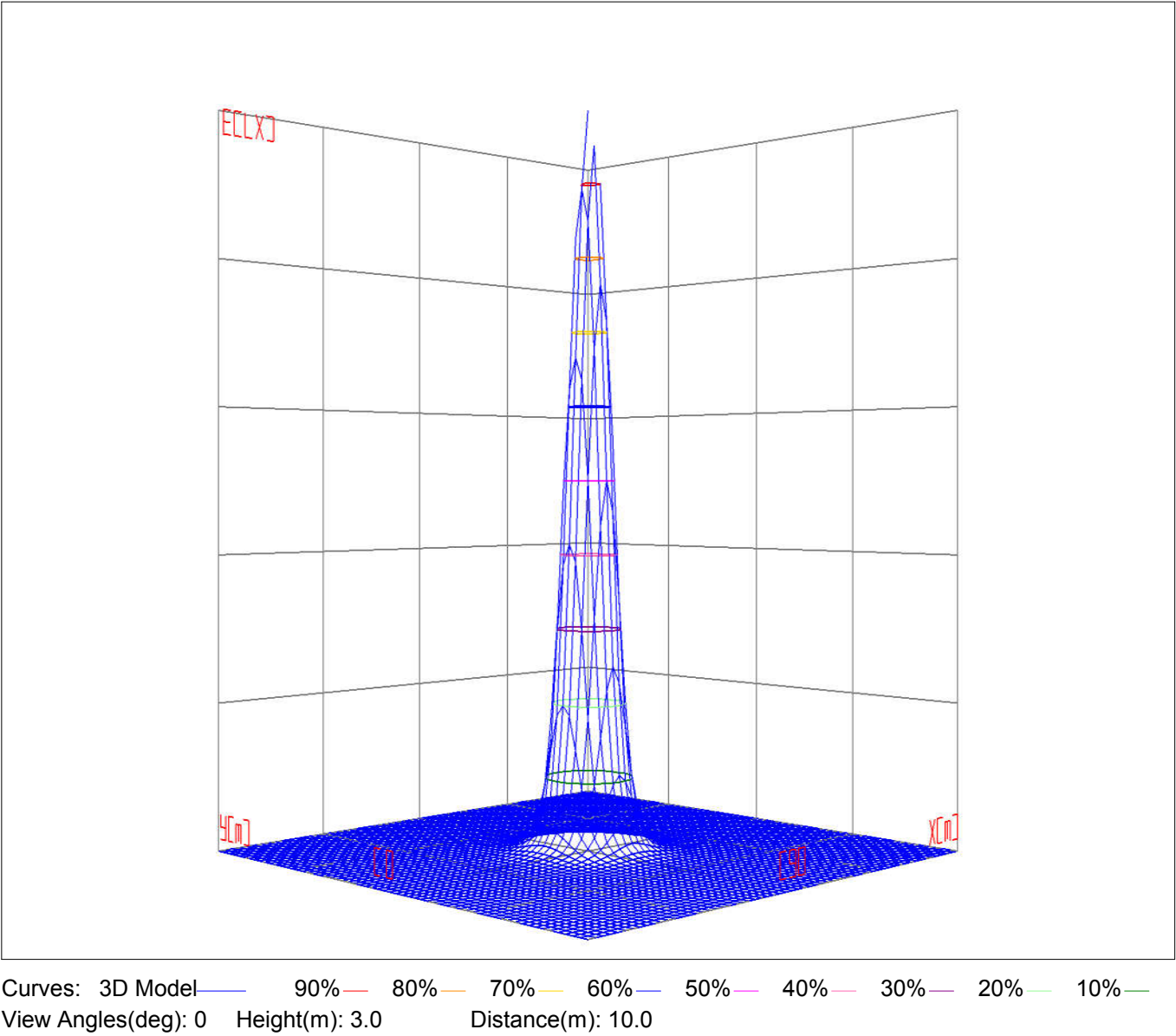


Working Plane Luminaire Mounting Height(m): 3.00
Working Plane Maximum Illuminance(lx): 355.86
Working Plane Maximum Illuminance Position(d/h):H0.0 V-0.0

3D Plane ISO Illuminance Diagram

Lum. Name:TR04-20-XX-01 4000K RA90 36D	Lum. Catelog:	Test ID:QIU MEI
Lamp Name:	Lamp Catelog:LED	Test Lab:Quality Department
Manufacture:Shenzhen Norming Lighting Co., Ltd	Test Machine:GON-2000	Test Date:2019/09/06

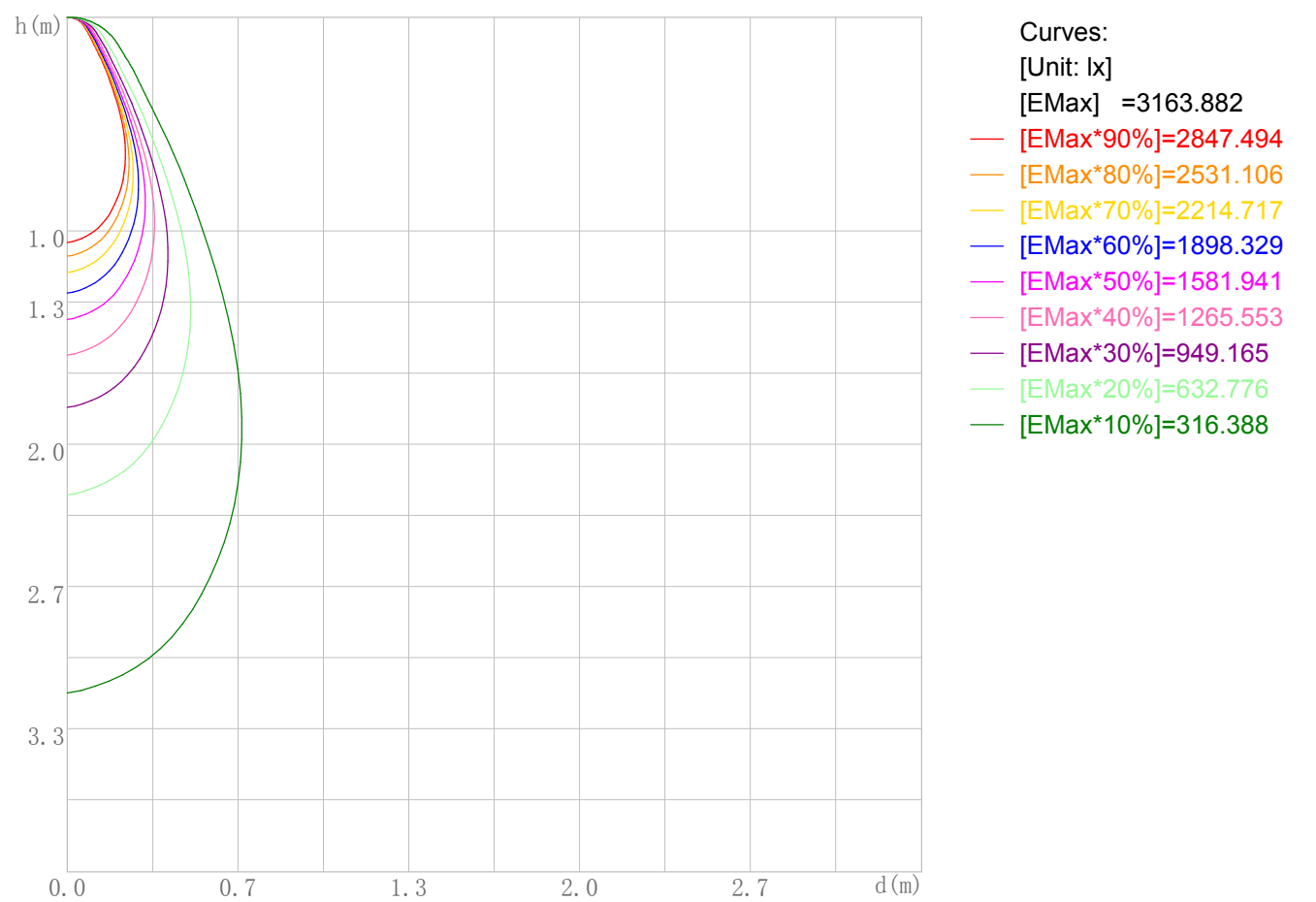
3D Plane Illuminance Modal



Space ISO Illuminance Diagram

Lum. Name:TR04-20-XX-01 4000K RA90 36D	Lum. Catelog:	Test ID:QIU MEI
Lamp Name:	Lamp Catelog:LED	Test Lab:Quality Department
Manufacture:Shenzhen Norming Lighting Co., Ltd	Test Machine:GON-2000	Test Date:2019/09/06

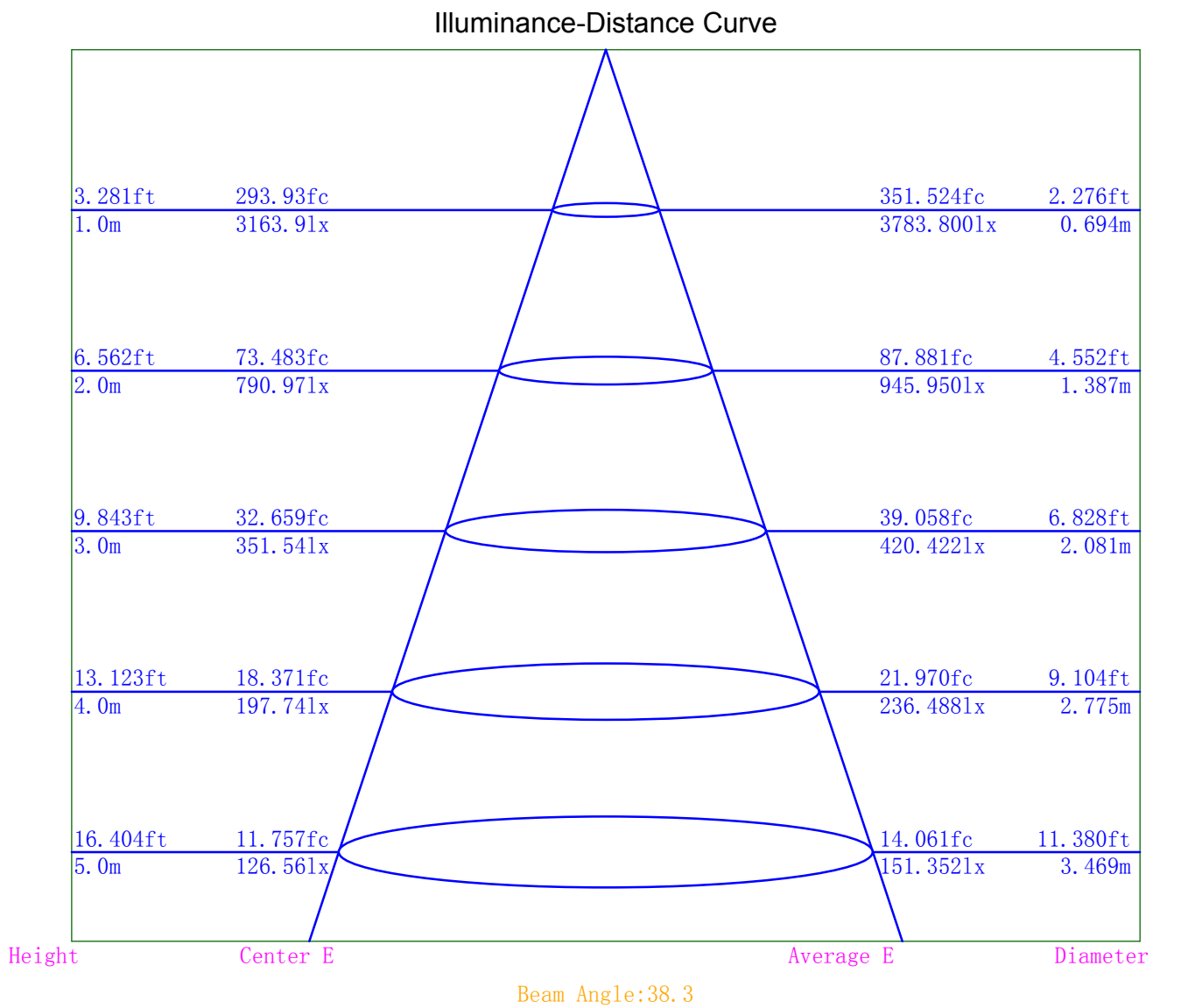
Space ISO Illuminance Curve



Space Plane Maximum Illuminance and @Angle:3163.88lx,0.0deg
Plane Maximum Lighting Intensity and @Angle:3163.882cd,0eg

Illuminance-Distance Diagram

Lum. Name:TR04-20-XX-01 4000K RA90 36D	Lum. Catelog:	Test ID:QIU MEI
Lamp Name:	Lamp Catelog:LED	Test Lab:Quality Department
Manufacture:Shenzhen Norming Lighting Co., Ltd	Test Machine:GON-2000	Test Date:2019/09/06



Indoor Luminance Limiting Curves

Lum. Name: TR04-20-XX-01 4000K RA90 36D	Lum. Catalog:	Test ID: QIU MEI
Lamp Name:	Lamp Catalog: LED	Test Lab: Quality Department
Manufacture: Shenzhen Norming Lighting Co., Ltd	Test Machine:GON-2000	Test Date: 2019/09/06

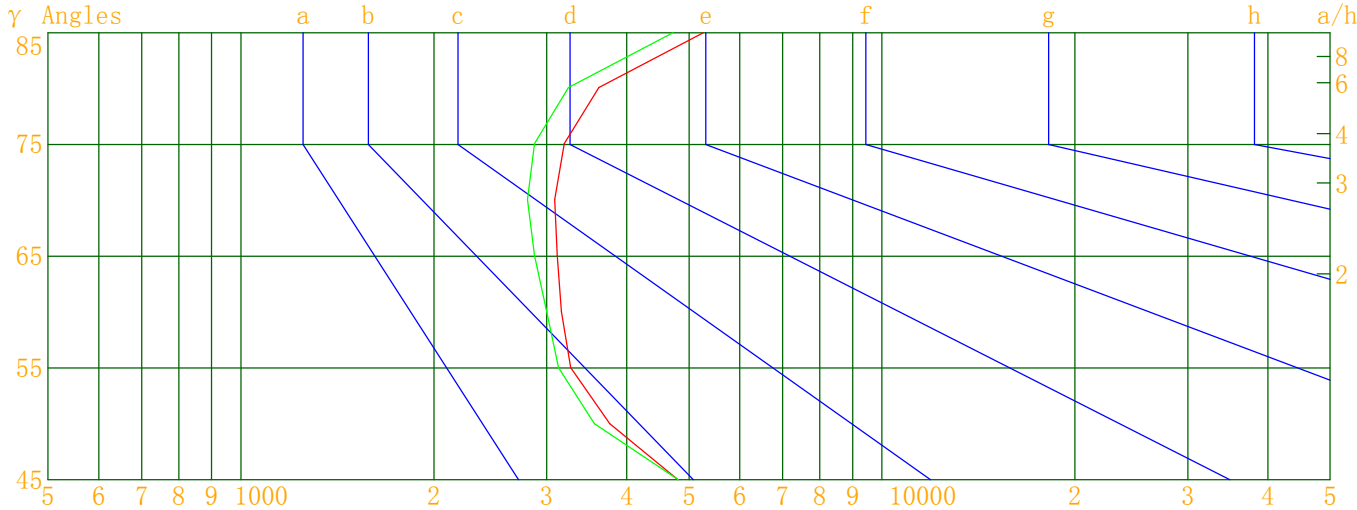
Glare Grade Table

GI	Quality	Using Illuminance							
1.15	A	2000	1000	500	<=300				
1.5	B		2000	1000	500	<=300			
1.85	C			2000	1000	500	<=300		
2.2	D				2000	1000	500	<=300	
2.55	E	a				2000	1000	500	<=300
			b	c	d	e	f	g	h

Luminance Table

Gama (deg)	45	50	55	60	65	70	75	80	85
C0	4804	3764	3268	3164	3117	3087	3193	3619	5265
C90	4811	3559	3130	2999	2871	2800	2872	3244	4717

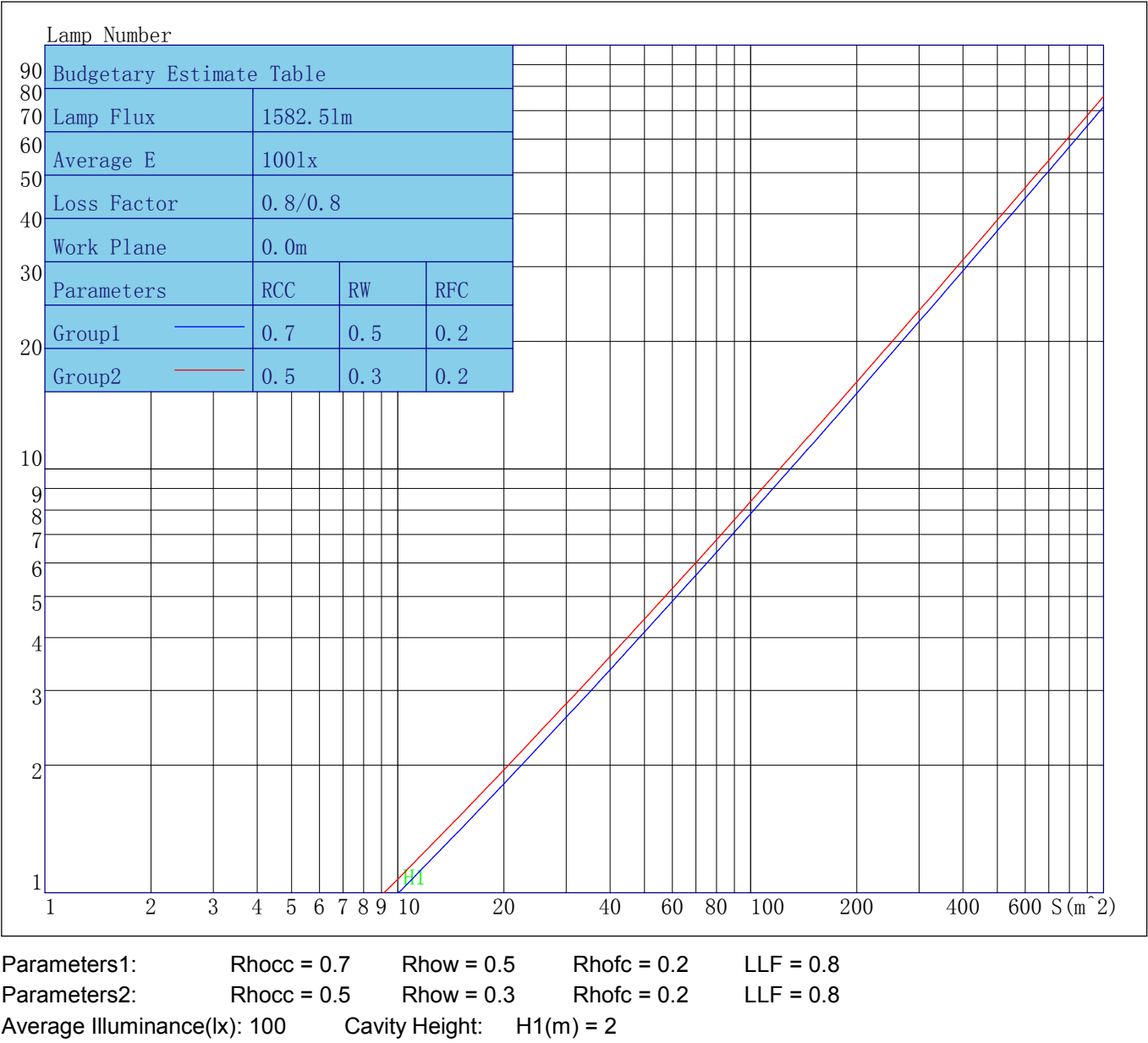
Luminance Limiting Curve



Luminous Size: Length(m)=0.060 Width(m)=0.060 Height(m)=0.250 Area(m^2)=0.018600
Luminous Type: Without Luminous Side
Luminous Curves: C0-C180 Color: — C90-C270 Color: —

Indoor Budgetary Estimate Table

Lum. Name:TR04-20-XX-01 4000K RA90 36D	Lum. Catelog:	Test ID:QIU MEI
Lamp Name:	Lamp Catelog:LED	Test Lab:Quality Department
Manufacture:Shenzhen Norming Lighting Co., Ltd	Test Machine:GON-2000	Test Date:2019/09/06



Indoor Coefficient of Utilization Table

Lum. Name:TR04-20-XX-01 4000K RA90 36D	Lum. Catelog:	Test ID:QIU MEI
Lamp Name:	Lamp Catelog:LED	Test Lab:Quality Department
Manufacture:Shenzhen Norming Lighting Co., Ltd	Test Machine:GON-2000	Test Date:2019/09/06

Coefficients of Utilization – Zonal Cavity Method																		
Coef.	Effective Floor Cavity Reflectance RFC=0.20																	
RhoCC (%)	80				70				50			30			10			0
RhoW (%)	70	50	30	10	70	50	30	10	50	30	10	50	30	10	50	30	10	0
RCR	Coefficient of Utilization(%)																	
0	118	118	118	118	115	115	115	115	110	110	110	104	104	104	100	100	100	97
1	113	110	108	105	110	108	106	104	103	101	100	99	98	96	95	94	93	91
2	108	103	99	96	105	101	98	95	97	95	92	94	92	90	91	89	88	86
3	103	97	92	88	101	95	91	88	92	89	86	90	87	84	87	85	83	81
4	98	91	86	82	96	90	85	82	88	84	80	85	82	79	83	80	78	77
5	94	87	81	77	92	85	81	77	83	79	76	82	78	75	80	77	74	73
6	90	82	77	73	89	81	76	73	80	75	72	78	74	71	77	73	71	69
7	87	78	73	69	85	78	72	69	76	72	68	75	71	68	73	70	67	66
8	83	75	69	66	82	74	69	66	73	68	65	72	68	65	71	67	64	63
9	80	71	66	63	79	71	66	63	70	65	62	69	65	62	68	64	62	60
10	77	69	63	60	76	68	63	60	67	63	60	66	62	59	65	62	59	58

Unified Glare Rating Table

Lum. Name: TR04-20-XX-01 4000K RA90 36D	Lum. Catalog:	Test ID: QIU MEI
Lamp Name:	Lamp Catalog: LED	Test Lab: Quality Department
Manufacture: Shenzhen Norming Lighting Co., Ltd	Test Machine:GON-2000	Test Date: 2019/09/06

Unified Glare Rating Table

Ceiling RCC	0.70	0.70	0.50	0.50	0.30	0.70	0.70	0.50	0.50	0.30
Wall RW	0.50	0.30	0.50	0.30	0.30	0.50	0.30	0.50	0.30	0.30
Floor RFC	0.20	0.20	0.20	0.20	0.20	0.20	0.20	0.20	0.20	0.20
Room Size	Vewed crosswise					Vewed endwise				
X=2H Y=2H	11.8	12.7	12.2	13.1	13.5	12.1	13.1	12.6	13.4	13.8
	12.8	13.6	13.2	14.0	14.4	12.9	13.7	13.3	14.1	14.6
	13.3	14.1	13.8	14.5	15.0	13.3	14.1	13.8	14.5	15.0
	13.9	14.6	14.4	15.1	15.5	13.8	14.5	14.3	14.9	15.4
	14.2	14.9	14.7	15.3	15.8	14.1	14.7	14.5	15.2	15.6
	14.6	15.2	15.1	15.6	16.1	14.3	15.0	14.8	15.4	15.9
X=4H Y=2H	12.1	12.8	12.5	13.2	13.7	12.3	13.1	12.8	13.5	14.0
	13.3	14.0	13.8	14.4	14.9	13.4	14.0	13.8	14.4	14.9
	14.1	14.6	14.6	15.1	15.6	14.0	14.5	14.4	15.0	15.5
	14.8	15.3	15.4	15.8	16.4	14.6	15.1	15.1	15.6	16.1
	15.3	15.7	15.8	16.2	16.7	15.0	15.4	15.5	15.9	16.4
	15.7	16.1	16.2	16.6	17.2	15.4	15.7	15.9	16.3	16.8
X=8H Y=4H	14.3	14.8	14.8	15.3	15.8	14.2	14.6	14.7	15.1	15.6
	15.3	15.6	15.9	16.2	16.8	15.0	15.4	15.6	15.9	16.5
	15.9	16.2	16.4	16.7	17.3	15.5	15.8	16.1	16.4	17.0
	16.5	16.8	17.1	17.3	18.0	16.1	16.4	16.7	16.9	17.6
X=12H Y=4H	14.3	14.7	14.9	15.3	15.8	14.2	14.6	14.7	15.1	15.6
	15.4	15.7	16.0	16.2	16.8	15.1	15.4	15.7	16.0	16.6
	16.1	16.3	16.6	16.9	17.5	15.7	16.0	16.3	16.5	17.2
Variations with the objerver position at spacings										
S=1.0H	0.2/-0.2					0.2/-0.2				
S=1.5H	0.4/-0.4					0.4/-0.4				
S=2.0H	0.4/-0.5					0.5/-0.5				
Reduced UGR Table:										
Nordic Standard Table:	BK0					BK0				
Correction Value	3.1					2.7				

o the CIE Pub.117, data has been corrected, refers to the lamp's lumens 8.2flm.

IES Indoor Report

Photometric Filename:TR04-20-XX-01 4000K RA90 36D.IES

Candela Tabulation

V/H	C0.0	C90.0	C180.0	C270.0
γ 0.0	3163.88	3163.88	3163.88	3163.88
γ 1.0	3143.49	3152.80	3196.02	3132.09
γ 2.0	3107.89	3153.44	3208.61	3110.52
γ 3.0	3066.57	3146.33	3212.81	3082.80
γ 4.0	3019.22	3131.86	3209.18	3048.34
γ 5.0	2963.64	3110.93	3190.14	3007.54
γ 6.0	2900.21	3080.23	3159.96	2957.78
γ 7.0	2825.71	3037.61	3119.07	2902.83
γ 8.0	2741.58	2979.37	3066.89	2843.56
γ 9.0	2647.72	2909.05	3004.80	2774.57
γ 10.0	2545.03	2831.19	2932.45	2693.64
γ 11.0	2436.91	2746.23	2850.06	2605.83
γ 12.0	2322.56	2652.69	2759.01	2509.92
γ 13.0	2207.05	2550.21	2658.44	2408.22
γ 14.0	2090.49	2438.70	2545.91	2300.59
γ 15.0	1971.23	2318.47	2419.40	2187.72
γ 16.0	1846.76	2190.84	2282.61	2067.43
γ 17.0	1720.19	2057.05	2137.38	1941.20
γ 18.0	1592.25	1916.42	1985.21	1808.77
γ 19.0	1462.51	1771.62	1827.67	1672.47
γ 20.0	1333.86	1621.31	1665.97	1536.96
γ 21.0	1204.17	1470.45	1504.66	1398.33
γ 22.0	1074.29	1322.28	1350.08	1258.71
γ 23.0	948.35	1178.18	1203.13	1122.55
γ 24.0	826.42	1041.73	1064.33	989.31
γ 25.0	715.47	912.61	931.09	861.42
γ 26.0	615.62	795.78	808.41	742.48
γ 27.0	528.13	691.03	697.22	634.05
γ 28.0	451.93	598.29	598.48	541.65
γ 29.0	388.08	517.75	512.00	462.98
γ 30.0	333.91	447.64	437.51	395.20
γ 31.0	289.45	387.37	372.83	337.62
γ 32.0	252.38	335.28	319.34	289.41
γ 33.0	218.29	287.24	272.73	249.78
γ 34.0	189.80	248.44	235.01	214.65
γ 35.0	165.73	213.20	201.88	187.09
γ 36.0	145.62	183.29	174.38	162.44
γ 37.0	128.94	157.08	149.86	141.33
γ 38.0	114.73	135.00	129.16	122.96
γ 39.0	102.90	116.02	111.36	107.71
γ 40.0	93.09	100.87	96.23	94.86
γ 41.0	84.89	89.12	83.67	84.50
γ 42.0	78.11	80.19	74.09	76.10
γ 43.0	72.47	73.47	66.83	69.28
γ 44.0	67.54	68.05	61.21	63.83
γ 45.0	63.19	63.27	56.65	59.31
γ 46.0	59.12	58.67	52.69	55.40

Candela Tabulation - (Cont.)

V/H	C0.0	C90.0	C180.0	C270.0
γ 47.0	55.28	54.03	49.10	51.90
γ 48.0	51.41	49.06	45.42	48.61
γ 49.0	47.97	45.22	41.66	45.21
γ 50.0	45.00	42.55	38.74	42.48
γ 51.0	42.40	40.26	36.76	40.33
γ 52.0	40.12	38.22	35.19	38.59
γ 53.0	38.20	36.39	33.92	37.06
γ 54.0	36.39	34.77	32.72	35.72
γ 55.0	34.87	33.39	31.70	34.39
γ 56.0	33.63	32.22	30.91	33.43
γ 57.0	32.47	31.08	30.19	32.62
γ 58.0	31.39	30.00	29.44	31.83
γ 59.0	30.41	28.94	28.70	31.09
γ 60.0	29.42	27.89	27.94	30.33
γ 61.0	28.43	26.84	27.10	29.52
γ 62.0	27.49	25.85	26.28	28.66
γ 63.0	26.55	24.85	25.45	27.80
γ 64.0	25.56	23.72	24.51	26.89
γ 65.0	24.50	22.57	23.49	25.82
γ 66.0	23.47	21.54	22.50	24.71
γ 67.0	22.47	20.56	21.54	23.69
γ 68.0	21.50	19.62	20.59	22.66
γ 69.0	20.55	18.70	19.69	21.67
γ 70.0	19.64	17.82	18.79	20.69
γ 71.0	18.74	16.96	17.91	19.75
γ 72.0	17.86	16.13	17.06	18.82
γ 73.0	17.00	15.34	16.23	17.92
γ 74.0	16.18	14.56	15.42	17.03
γ 75.0	15.37	13.83	14.64	16.18
γ 76.0	14.59	13.11	13.90	15.36
γ 77.0	13.83	12.42	13.17	14.56
γ 78.0	13.10	11.75	12.47	13.78
γ 79.0	12.39	11.10	11.79	13.02
γ 80.0	11.69	10.48	11.13	12.29
γ 81.0	11.03	9.88	10.48	11.59
γ 82.0	10.38	9.29	9.87	10.89
γ 83.0	9.75	8.72	9.27	10.23
γ 84.0	9.13	8.18	8.70	9.58
γ 85.0	8.53	7.65	8.15	8.95
γ 86.0	7.98	7.14	7.62	8.34
γ 87.0	7.43	6.66	7.11	7.76
γ 88.0	6.91	6.21	6.63	7.21
γ 89.0	6.44	5.86	6.17	6.67
γ 90.0	6.23	5.72	5.93	6.28
γ 91.0	6.09	5.60	5.80	6.12
γ 92.0	5.97	5.50	5.67	5.98
γ 93.0	5.85	5.39	5.55	5.84

Candela Tabulation - (Cont.)

V/H	C0.0	C90.0	C180.0	C270.0
γ 94.0	5.74	5.29	5.42	5.71
γ 95.0	5.62	5.19	5.32	5.59
γ 96.0	5.53	5.10	5.23	5.49
γ 97.0	5.43	5.01	5.13	5.38
γ 98.0	5.33	4.93	5.05	5.28
γ 99.0	5.24	4.84	4.96	5.20
γ 100.0	5.14	4.76	4.89	5.11
γ 101.0	5.05	4.69	4.82	5.03
γ 102.0	4.97	4.62	4.75	4.95
γ 103.0	4.90	4.55	4.69	4.88
γ 104.0	4.81	4.49	4.64	4.82
γ 105.0	4.75	4.42	4.58	4.76
γ 106.0	4.67	4.38	4.54	4.71
γ 107.0	4.61	4.32	4.50	4.66
γ 108.0	4.55	4.27	4.46	4.62
γ 109.0	4.50	4.22	4.43	4.58
γ 110.0	4.45	4.18	4.41	4.54
γ 111.0	4.41	4.15	4.38	4.52
γ 112.0	4.37	4.13	4.38	4.52
γ 113.0	4.34	4.11	4.37	4.49
γ 114.0	4.32	4.10	4.36	4.49
γ 115.0	4.30	4.09	4.38	4.50
γ 116.0	4.30	4.09	4.38	4.51
γ 117.0	4.31	4.11	4.41	4.54
γ 118.0	4.33	4.13	4.45	4.57
γ 119.0	4.36	4.15	4.49	4.62
γ 120.0	4.39	4.20	4.54	4.67
γ 121.0	4.45	4.25	4.60	4.75
γ 122.0	4.52	4.32	4.67	4.83
γ 123.0	4.61	4.39	4.76	4.92
γ 124.0	4.69	4.49	4.84	5.03
γ 125.0	4.80	4.58	4.95	5.15
γ 126.0	4.92	4.69	5.08	5.28
γ 127.0	5.07	4.82	5.22	5.43
γ 128.0	5.22	4.96	5.36	5.59
γ 129.0	5.39	5.11	5.50	5.74
γ 130.0	5.58	5.28	5.68	5.93
γ 131.0	5.78	5.46	5.85	6.12
γ 132.0	5.99	5.64	6.05	6.32
γ 133.0	6.21	5.84	6.26	6.53
γ 134.0	6.45	6.07	6.47	6.75
γ 135.0	6.68	6.27	6.69	6.98
γ 136.0	6.94	6.51	6.92	7.22
γ 137.0	7.19	6.75	7.16	7.46
γ 138.0	7.46	6.99	7.41	7.71
γ 139.0	7.73	7.24	7.67	7.97
γ 140.0	8.02	7.49	7.94	8.22

Candela Tabulation - (Cont.)

V/H	C0.0	C90.0	C180.0	C270.0
γ 141.0	8.28	7.76	8.21	8.47
γ 142.0	8.56	8.02	8.48	8.74
γ 143.0	8.84	8.28	8.76	8.99
γ 144.0	9.13	8.55	9.04	9.25
γ 145.0	9.40	8.82	9.33	9.50
γ 146.0	9.67	9.09	9.60	9.75
γ 147.0	9.95	9.35	9.88	10.01
γ 148.0	10.22	9.61	10.16	10.25
γ 149.0	10.46	9.87	10.43	10.48
γ 150.0	10.70	10.12	10.70	10.71
γ 151.0	10.95	10.37	10.97	10.94
γ 152.0	11.17	10.59	11.22	11.15
γ 153.0	11.38	10.82	11.46	11.34
γ 154.0	11.57	11.04	11.69	11.53
γ 155.0	11.76	11.24	11.91	11.71
γ 156.0	11.93	11.44	12.12	11.87
γ 157.0	12.08	11.61	12.30	12.01
γ 158.0	12.22	11.77	12.47	12.15
γ 159.0	12.34	11.92	12.61	12.27
γ 160.0	12.44	12.04	12.74	12.38
γ 161.0	12.52	12.15	12.86	12.46
γ 162.0	12.60	12.27	12.95	12.53
γ 163.0	12.65	12.35	13.04	12.60
γ 164.0	12.69	12.42	13.10	12.65
γ 165.0	12.74	12.50	13.16	12.69
γ 166.0	12.78	12.56	13.19	12.73
γ 167.0	12.81	12.61	13.23	12.77
γ 168.0	12.83	12.66	13.26	12.79
γ 169.0	12.86	12.71	13.28	12.83
γ 170.0	12.91	12.76	13.30	12.85
γ 171.0	12.94	12.81	13.32	12.88
γ 172.0	12.97	12.87	13.33	12.91
γ 173.0	13.01	12.92	13.34	12.95
γ 174.0	13.06	12.98	13.36	12.99
γ 175.0	13.10	13.02	13.37	13.03
γ 176.0	13.14	13.08	13.38	13.08
γ 177.0	13.19	13.14	13.40	13.12
γ 178.0	13.24	13.18	13.42	13.16
γ 179.0	13.30	13.21	13.43	13.17
γ 180.0	13.32	13.32	13.32	13.32